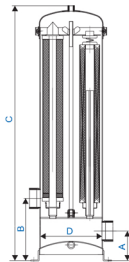
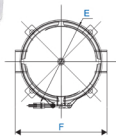


VA2- 精濾器

1. 材质 SUS304,SUS316L;
2. 最大工作压力 100 Psi;
3. 表面抛光处理或亚光处理。

VA2-Cartridge Filter Housing

Material: SUS304, SUS316L;
Max working pressure 100 Psi
Polished or sandblast external surface.



Standard specifications

Model	A (mm)	B (mm)	C (mm)	D (mm)	E (mm)	F (mm)	In/Out	Drain
VA2-W3L1	75	180	550	φ170	φ219	230	1" -1 1/2"	1/4" -1/2"
VA2-W3L2	75	180	800	φ170	φ219	230	1" -1 1/2"	1/4" -1/2"
VA2-W3L3	75	180	1050	φ170	φ219	230	1" -2"	1/4" -1/2"
VA2-W3L4	75	180	1300	φ170	φ219	230	1" -2"	1/4" -1/2"
VA2-W5L1	75	180	560	φ200	φ248	260	1" -1 1/2"	1/4" -1/2"
VA2-W5L2	75	180	810	φ200	φ248	260	1" -1 1/2"	1/4" -1/2"
VA2-W5L3	75	180	1060	φ200	φ248	260	1" -2"	1/4" -1/2"
VA2-W5L4	120	220	1360	φ200	φ248	260	1" -2"	1/4" -1/2"
VA2-W7L1	120	220	620	φ230	φ310	310	1" -2"	1/2"
VA2-W7L2	120	220	870	φ230	φ310	310	1" -2"	1/2"
VA2-W7L3	120	220	1120	φ230	φ310	310	1 1/2" -2 1/2"	1/2"
VA2-W7L4	120	220	1370	φ230	φ310	310	1 1/2" -2 1/2"	1/2"

VA3- 精滤器

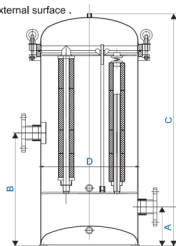
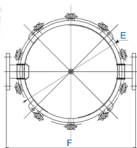
1. 材质 SUS304, SUS316L;
2. 最大工作压力 150 Psi
3. 表面抛光处理或亚光处理。

VA3-Cartridge Filter Housing

Material: SUS304, SUS316L;

Max design working pressure 150 Psi;

Polished or sandblast external surface .



Standard specifications

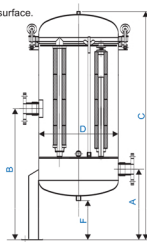
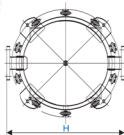
Model	A (mm)	B (mm)	C (mm)	D (mm)	E (mm)	F (mm)	In/Out	Drain
VA3-W5L3	80	180	1090	φ219	φ248	344	1 1/2" -2"	1/2"
VA3-W5L4	80	180	1340	φ219	φ248	344	1 1/2" -2"	1/2"
VA3-W7L3	120	600	1160	φ219	φ310	344	1 1/2" -2"	1/2"
VA3-W7L4	120	800	1410	φ219	φ310	344	1 1/2" -2"	1/2"
VA3-W11L3	150	600	1170	φ350	φ360	530	2" -3"	1/2"
VA3-W11L4	150	800	1420	φ350	φ360	530	2" -3"	1/2"
VA3-W15L3	150	600	1180	φ350	φ410	530	2" -3"	3/4"
VA3-W15L4	150	800	1430	φ350	φ410	530	2" -3"	3/4"
VA3-W20L3	150	600	1190	φ400	φ460	560	2" -4"	3/4"
VA3-W20L4	150	800	1440	φ400	φ460	560	2" -4"	3/4"
VA3-W27L3	150	600	1200	φ500	φ570	670	2" -4"	3/4"
VA3-W27L4	150	800	1450	φ500	φ570	670	2" -4"	3/4"

VA4- 精滤器

1. 材质 SUS304, SUS316L;
2. 最大工作压力 150 Psi;
3. 表面抛光处理或亚光处理。

VA4-Cartridge Filter Housing

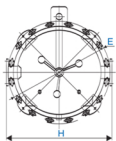
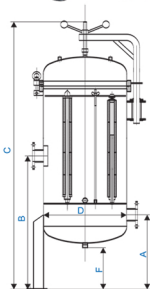
Material: SUS304, SUS316L;
Max working pressure 150 Psi;
Polished or sandblast external surface.



Standard specifications

Model	A (mm)	B (mm)	C (mm)	D (mm)	F (mm)	H (mm)	In/Out	Drain
VA4-W5L3	250	600	1250	φ219	150	419	1 1/2" -2"	1/2"
VA4-W5L4	250	700	1500	φ219	150	419	1 1/2" -2"	1/2"
VA4-W7L3	300	700	1300	φ219	150	419	1 1/2" -2"	1/2"
VA4-W7L4	300	800	1550	φ219	150	419	1 1/2" -2"	1/2"
VA4-W11L3	360	700	1380	φ350	200	550	2" -3"	1/2"
VA4-W11L4	360	900	1620	φ350	200	550	2" -3"	1/2"
VA4-W15L3	380	800	1420	φ350	200	550	2" -3"	3/4"
VA4-W15L4	380	900	1660	φ350	200	550	2" -3"	3/4"
VA4-W20L3	400	800	1460	φ400	200	600	2" -4"	3/4"
VA4-W20L4	400	900	1700	φ400	200	600	2" -4"	3/4"
VA4-W27L3	460	800	1530	φ500	250	700	2" -4"	3/4"
VA4-W27L4	460	1000	1770	φ500	250	700	2" -4"	3/4"

2



VA5- 精滤器

1. 材质 SUS304, SUS316L;
2. 最大工作压力 150 Psi;
3. 表面抛光处理或亚光处理。

VA5-Cartridge Filter Housing

Material: SUS304, SUS316L;
 Max design working pressure 150 Psi
 Polished or sandblast external surface.

Model	A (mm)	B (mm)	C (mm)	D (mm)	F (mm)	H (mm)	In/Out	Drain
VA5-W15L3	370	800	1580	φ350	200	550	1 1/2" -2"	3/4"
VA5-W15L4	370	900	1830	φ350	200	550	1 1/2" -2"	3/4"
VA5-W20L3	390	900	1630	φ400	200	600	2" -3"	3/4"
VA5-W20L4	390	1000	1880	φ400	200	600	2" -3"	3/4"
VA5-W27L3	460	900	1680	φ500	250	700	2" -4"	3/4"
VA5-W27L4	460	1100	1930	φ500	250	700	2" -4"	3/4"
VA5-W30L3	480	900	1740	φ500	250	700	2" -4"	1"
VA5-W30L4	480	1100	1990	φ500	250	700	2" -4"	1"
VA5-W36L3	500	900	1780	φ550	250	750	2.5" -4"	1"
VA5-W36L4	500	1100	2030	φ550	250	750	2.5" -4"	1"
VA5-W40L3	580	1000	1850	φ550	300	750	2 1/2" -4"	1"
VA5-W40L4	580	1200	2100	φ550	300	750	2 1/2" -4"	1"
VA5-W50L3	580	1000	1880	φ600	300	800	3" -4"	1"
VA5-W50L4	580	1200	2130	φ600	300	800	3" -4"	1"
VA5-W60L3	590	1000	1900	φ680	300	920	3" -5"	1"
VA5-W60L4	590	1200	2150	φ680	300	920	3" -5"	1"
VA5-W75L3	610	1000	1950	φ780	300	1020	3" -5"	1-1/2"
VA5-W75L4	610	1250	2200	φ780	300	1020	3" -5"	1-1/2"
VA5-W80L3	620	1100	1970	φ780	300	1020	4" -6"	1-1/2"
VA5-W80L4	620	1250	2220	φ780	300	1020	4" -6"	1-1/2"
VA5-W90L3	650	1100	2140	φ900	300	1140	4" -6"	1-1/2"
VA5-W90L4	650	1250	2390	φ900	300	1140	4" -6"	1-1/2"
VA5-W100L3	670	1100	2070	φ900	300	1140	4" -6"	1-1/2"
VA5-W100L4	670	1350	2320	φ900	300	1140	4" -6"	1-1/2"
VA5-W120L3	750	1200	2170	φ1000	350	1240	4" -6"	1-1/2"
VA5-W120L4	750	1400	2420	φ1000	350	1240	4" -6"	1-1/2"
VA5-W140L3	830	1300	2350	φ1100	350	1400	4" -6"	2"
VA5-W140L4	830	1500	2600	φ1100	350	1400	4" -6"	2"
VA5-W160L3	860	1300	2400	φ1100	350	1400	6" -10"	2"
VA5-W160L4	860	1500	2650	φ1100	350	1400	6" -10"	2"